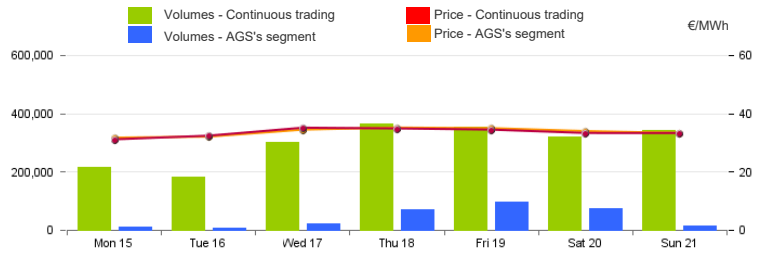


Spot Gas Market (MP-GAS)

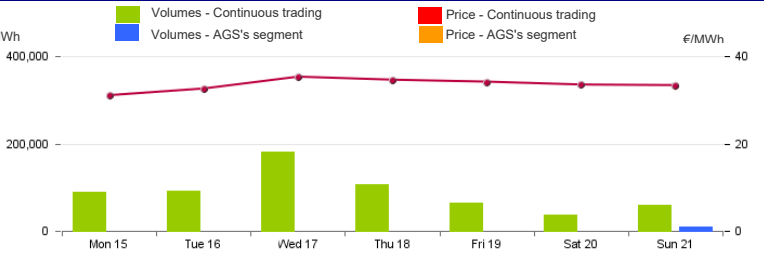
Day-Ahead Gas Market (MGP-GAS)

	Price. €/MWh				Volumes. MWh				MWh
	Average	Var	Min	Max	Total	Var	Daily Products	WE Product	
Continuous trading	33.42	+16.9%	30.00	35.80	2,081,496	+8.4%	1,484,904	596,592	
	Price. €/MWh				Volumes. MWh				
	Average	Var	Min	Max	Total	Var	Purchases SRG	Sales SRG	
AGS's segment	33.60	+18.5%	31.65	35.10	300,072	-35.0%	291,912	8,160	



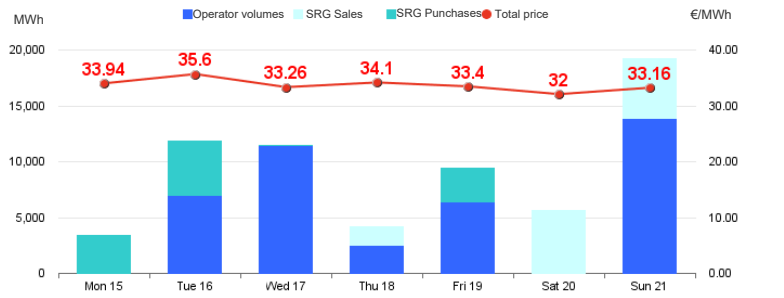
Intra-Day Gas Market (MI-GAS)

	Price. €/MWh				Volumes. MWh				MWh
	Average	Var	Min	Max	Total	Var	Purchases SRG	Sales SRG	
Continuous trading	33.50	+17.2%	30.50	36.10	631,320	+12.7%			
	Price. €/MWh				Volumes. MWh				
	Average	Var	Min	Max	Total	Var	Purchases SRG	Sales SRG	
AGS's segment	33.40	+29.0%	33.40	33.40	9,576	-88.5%	9,576		



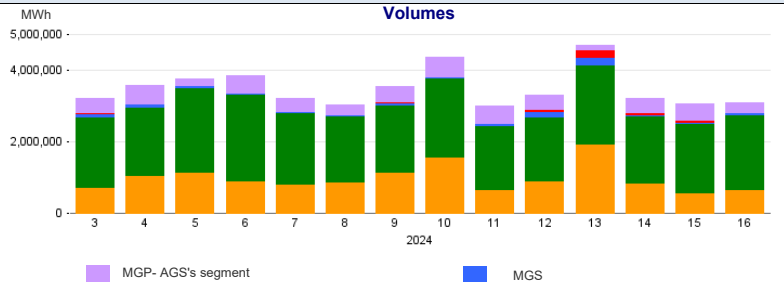
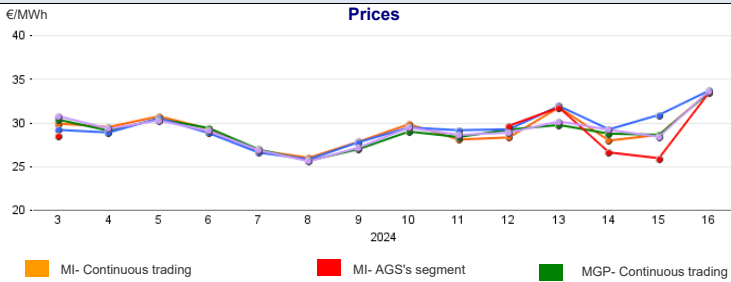
Market for the trading of gas stored (MGS-GAS)

Week	Storage	16	15
Price. (1) €/MWh	Stogit	33.64	30.86
	Edison Stoccaggio	-	-
	Total	33.64	30.86
Volumes. MWh	Stogit	65,043	23,162
	Edison Stoccaggio	-	-
	Total	65,043	23,162
SRG Activity. MWh	Purchases	11,415	7,687
	Balancing (2)	11,415	7,687
	Other purposes (3)	-	-
	Sales	12,814	4,040
	Balancing (2)	12,814	4,040
Other purposes (3)	-	-	



1) The Total price is calculated as a weighted average price for the total volumes exchanged in each storage system.
2) To securely manage any expected deviations between overall network injections and withdrawals pursuant to Art. 2.5 of Annex A, AEEGSI's Resolution 312/2016/R/gas
3) Stored gas trades by Snam Rete Gas (SRG) not included in "Balancing"

Weekly evolution



Forward Gas Market (MT-GAS)

Products	Market				OTC		Total		Open interest*		
	Minimum Price	Maximum Price	Check Price*		Trades	Volumes	Registrations	Volumes	Volumes		
	€/MWh	€/MWh	€/MWh	change %	N.	MWh/d	N.	MWh/d	MWh/d	change %	MWh/d
Q-2024-03	-	-	32.73	13.4%	-	-	-	-	-	-	-
Q-2024-04	-	-	37.09	19.6%	-	-	-	-	-	-	-
WS-2024/2025	-	-	38.03	29.5%	-	-	-	-	-	-	-
Q-2025-01	-	-	37.91	22.6%	-	-	-	-	-	-	-
CY-2025	-	-	38.59	20.8%	-	-	-	-	-	-	-
M-2024-05	-	-	32.43	16.2%	-	-	-	-	-	-	-
M-2024-06	-	-	32.70	16.2%	-	-	-	-	-	-	-
Q-2025-02	-	-	36.22	8.6%	-	-	-	-	-	-	-
SS-2025	-	-	37.75	14.5%	-	-	-	-	-	-	-
M-2024-07	-	-	33.25	10.6%	-	-	-	-	-	-	-
BoM-2024-04	-	-	28.99	-2.5%	-	-	-	-	-	-	-
Total											0

*Referred to the last session of the week